



Eynsham Community Primary School  
Newsletter - Friday 1st March

## Welcome

---

*Dear Parents/Carers,*

*This has been another busy week, with both assessments and enrichment opportunities taking place! The children have been working hard and have done very well with their spring term assessments, most of which are completed now. Some year groups will continue over the new two weeks. These assessments help teachers gain a full picture of the children's attainment and progress.*

*It was lovely to see so many of you at the Geography Stay and Learn this week, a big thank you to Mr Williams who gave a presentation about the subject and I hope you got a clear understanding of how Geography is taught in the school.*

*We will be celebrating World Book Day on Thursday 7th March. As usual we invite our pupils (and staff!) to come to school dressed as a favourite book character, with some book token prizes on offer for the most original homemade costumes. Miss Davis has also organised a number of other exciting opportunities, please see below for details.*

*Annual May Day Parade:*

*I am currently exploring a number of options to allow the May Day parade to take place, further details about this will be provided when I have more information.*

*I hope you all have a lovely weekend, fingers crossed for some dry weather!*

*Yours sincerely*

*Ginny Bayliss*

*Executive Headteacher*

---

## Year 4 History News

This week, Year 4 learnt about the practice of mummification in Ancient Egypt, re-enacting the process using tomatoes, as well as a range of household items such as toilet roll, oil, salt, bicarbonate

of soda, paperclips and utensils. The steps of mummification and the children's attempts using tomatoes can be seen below, but beware, the steps are gruesome and are not to everybody's taste.

#### Step 1: Embalming

During the embalming stage, the Egyptians believed that the body needed to be purified. So, it was brought carefully into a tent known as 'ibu'. The embalmers then thoroughly washed the body in good-smelling palm wine and rinsed it with water from the river Nile.

#### Step 2: Removing the brain.

The embalmers inserted a special hooked rod through the nostrils directly to the skull, thus, breaking the brain apart to make it drain out. Bits of brain tissue were then taken out from the nose and liquified by dissolving in water.

#### Step 3: Removing the internal organs.

The stomach, intestines, liver and lungs were taken out one by one from the body.

These were then washed carefully and packed in natron, a type of salt, to absorb moisture. Each of these organs was stored in a small coffin-like container called **canopic jars**. The heart was left untouched.

#### Step 4 – Drying the body for 40 days with natron.

Once the internal organs were removed, the body was placed carefully on a tilted slab and then stuffed and covered with **natron** to absorb all the moisture, thus, preventing the body from rotting. The body was left to dry out for almost forty days.

#### Step 5 – Stuffing the body

After drying up the body, it was again washed in Nile water and oil was applied to maintain the skin's elasticity. All the natron was then scooped out and the body was stuffed with sawdust and linen cloth to make it look lifelike.

#### Step 6 – Wrapping the body

The process of wrapping up the body started by placing the Eye of Horus over the abdominal slit to let the body be blessed. At first, the head and the neck were wrapped, followed by each finger and toe. Embalmers gathered thousands of yards of linen for wrapping.

#### Step 7 - Decoration

In the final step, the wrapped-up mummy was decorated using artificial eyes and various cosmetics on the mummy's face. They covered the head with a portrait mask to help the dead person's soul easily identify their own body. Finally, they placed the mummy carefully in a decorated coffin.















## Year 2 Class News

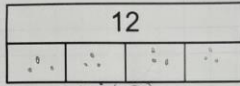
This week in year 2, we have been looking at division through grouping and sharing amounts. The children have used visual representations to make sure they were dividing numbers into equal groups.

13.24

10. I can divide by sharing amounts. ✓

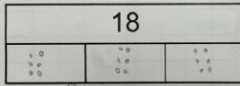
1. Complete the bar models.

a. 12 split into 4 equal groups.



$$12 \div 4 = 3$$

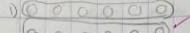
b. 18 split into 3 equal groups.




$$18 \div 3 = 6$$




Do it:




$$12 \div 6 = 2$$



$$14 \div 2 = 7$$




$$18 \div 3 = 6$$

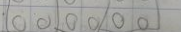


$$15 \div 5 = 3$$


Solve it:




$$12 \div 4 = 3$$



$$12 \div 3 = 4$$



$$24 \div 3 = 8$$




$$24 \div 4 = 6$$




$$24 \div 6 = 4$$

Example:



$$8 \div 4 = 2$$



$$8 \div 2 = 4$$

The same is why  
are all the same  
numbers but the shape  
The different is why  
are the different are  
now



on a bear hunt'. We explored the texture of the gloopy mud with our feet which was cold, squelchy and sticky.







## Safeguarding and wellbeing

Please see the flyer for information on support with Neurodiversity.

## LIVING WELL with NEURODIVERSITY

**NHS**  
Oxford Health  
NHS Foundation Trust

**A new support service**

from Oxfordshire CAMHS in collaboration with AutismOxford  
UK Limited



Is your family open to/involved  
with CAMHS services?



Is your young person either  
suspected or diagnosed as  
neurodiverse (autism/ADHD)?



**FREE COURSES AND  
SUPPORT FOR YOU!**

A range of sessions available covering different topics.  
Informal spaces for parents/carers to safely share experiences/tips.  
Facilitated by professionals and lived experience practitioners.

Scan the QR code to access  
the events and resources!

<https://onhs.autismoxford.com/>

If you have any questions, please email us on  
[youngpeoplesupport@autismoxford.org.uk](mailto:youngpeoplesupport@autismoxford.org.uk)



Working together to deliver the best for our  
communities, our people & the environment



Outstanding care by  
an outstanding team

| Caring | Safe | Excellent |

## World Book Day News

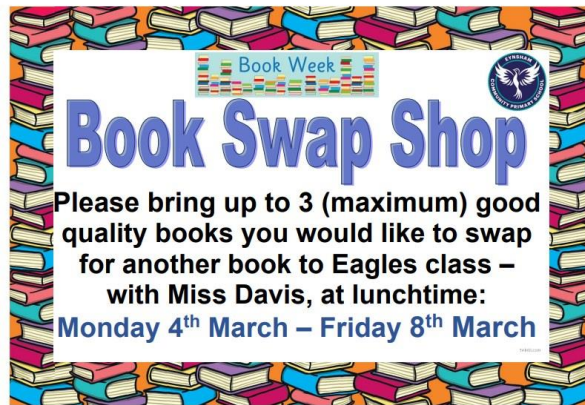
Please see below all the exciting things we have planned next week for World Book Day/Week.

### Tuesday 5th March- Bookie Brekkie

Gates will open at 8:15am. Children will enjoy a story in their class with a light continental breakfast.

### World Book Day - Dressing Up – Thursday 7th March

Every child within our school community is invited to dress up as their favourite character from a book to make the day feel extra special. Prizes will be awarded for the best dressed, most creative and original characters! Please send your child in with a copy of the book in which their character is from. Keep your eyes peeled for the staff theme this year!



### Book Week - Whole School Competition

This year, we would love to continue to promote a love of reading and offer all of our children the opportunity to enter the following competitions:

1. Create a Potato Book Character Decide on your favourite book character and use a potato, yes a potato, to make your character come to life! You can add anything to your potato, be as creative as you like.
2. Create a diorama based on a book. Use an old shoe box or a cereal box, some junk modelling materials and some paint to create a diorama based on your favourite book. This could be a classroom for 'The Boy at the Back of the Classroom', a chocolate factory for 'Charlie and the Chocolate Factory' or a scrap metal yard for 'The Iron Man'.



**Book Week**



**WORLD BOOK DAY**  
1 March 2023



**EYNSHAM**  
COMMUNITY PRIMARY SCHOOL

**Please enter our whole school book week competition:**

***Create a Potato Book Character***




***Create a diorama (mini scene) based on a book***

Use an old shoe box or a cereal box, some junk modelling materials and some paint to create a diorama based on your favourite book.





**Please hand your entries into your class teacher  
(to send to Miss Davis) by Monday 4<sup>th</sup> March.**

**The winners will be announced and prizes awarded in our whole school assembly on World Book Day.**

## Awards



### **Headteacher award:**

Year 1- Sapphire A, Taylor, Rapheal B, Nick C

Year 2-

Year 3 - Jacob T, Amelie H, Betsy H, Jase L, Emilia, Mason J-M

Year 4- Archie, Isla, Luca

Year 5- Kitson H, Nia N, Eddie B, Lexi G

Year 6- Lacey S, Samuel F, Isaac W, Freddy M

### **Maths Award:**

Year 1- Bradley S, Tashvi R

Year 2- Harry D

Year 3- Isaac J, Kacy, Immy, India C, Vihaan

Year 4- Summer, Yashfa, Weronika

Year 5- Julia K

Year 6, Alex A, Zack J-M, Freddie W, Audrey F

### **Writing Award:**

Year 1- Poppy L, Antoni Z

Year 3- Susanna H, Katia K, Michael

Year 4 - Reggie, Felix, Charlotte

### **Reading Awards:**

Year 1- Louie M, Imogen E, Rosai A

Year 2- Lola W,

Year 3- William B, Maya T, Hazel R, Myla

Year 4- Amber G, Zach

Year 5- Aggie F,

Year 6- Reuben M, Ben B, Evangel J, Lizzy A, Barney H, Trystan W, Sebastian S

**Bronze Award:**

Year 3- Jacob T

**Silver Award:**

Year 1- Poppy L, Elissiyah Grace B, Imogen E, Toby S

Year 3- Eleanor M, Jacob T

Year 4- Sam, Sherlock, Sonia, Tshiamo

Year 6- Joshua F

**Gold Award:**

Year 1- Florence E, Jonathan C, Casper S

Year 2- Lola W

Year 3- Alex, Michael E, Phoebe E, Kacy

Year 4- Summer, Beau, Alyosha, Eli, James, Charlotte

Year 5- Freya H

Year 6- Amelia B, Iver R, Barney H, Alfie C

**Platinum Awards:**

Year 3- Lola, Lucas, Nika N

Year 4- James E, Freddie S, William W, Antony W, Sophie C, Mason J-M

Year 5- Teagan P-B, Amelia S, Julia K, Ruby A

Year 6- Theo H, Evelyn N, Trystan W, Zack J-M

**Diamond Award:**

Year 6- Cadence L

Isaac W

## Dates for your diary

Monday 4th March- Year 3 trip to The Living Rainforest

Tuesday 5th March- Bookie Brekkie

Wednesday 6th March- Year 4 trip to The British Museum, London

Thursday 7th March- World Book Day

Thursday 14th March- Year 1 trip to The Cotswold Wildlife Park

Friday 15th March- Red Nose Day

Friday 15th March- National Dental Programme for children aged 5.

Monday 18th March- Silly Science Workshop Year 2 and Year 5

Monday 18th March- Year 4/5 production to the school- 1pm

Tuesday 19th March- Year 4/5 production to parents- 1pm (Babies and toddlers welcome)

Year 4/5 production to Parents (adults only)- 6pm

Wednesday 20th March- Year 4/5 production to Parents (adults only) - 6pm

Thursday 28th March- End of term (finish 1:15pm)

## Contact

If you would like to get in touch with a member of staff here at school, please see the contact details below

### **Eynsham Community Primary School**

Beech Road

Eynsham

Witney

OX29 4LJ

01865 881294

[office.2209@eynsham.oxon.sch.uk](mailto:office.2209@eynsham.oxon.sch.uk)

[head.2209@eynsham.oxon.sch.uk](mailto:head.2209@eynsham.oxon.sch.uk)

Visit us on the web at [www.eynsham.oxon.sch.uk](http://www.eynsham.oxon.sch.uk)

